


PowerMic Mobile

Installation Instructions for iOS

1. Access the App Store and search (or scan the QR code) for PowerMic Mobile. Download and install the app. Once the app is installed, close the App Store and proceed to step 2.

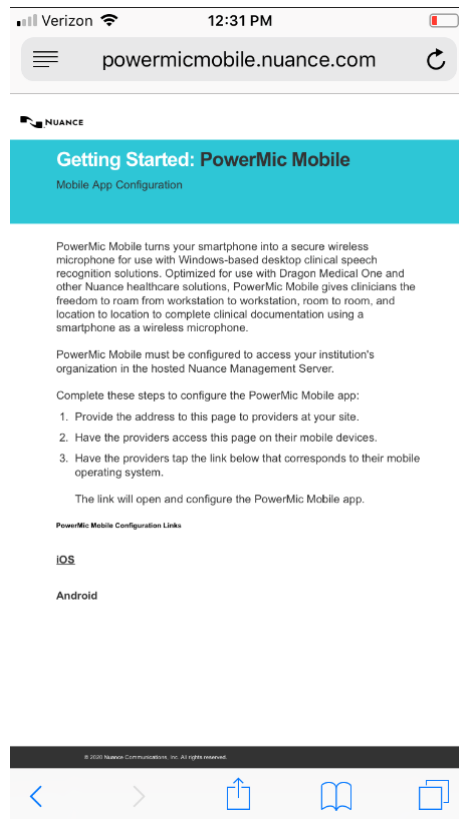


- Using the web browser on your iPhone, open the PowerMic Mobile configuration page using one of the links or the QR code listed below. Alternatively, you can scan the QR code found below with your camera.

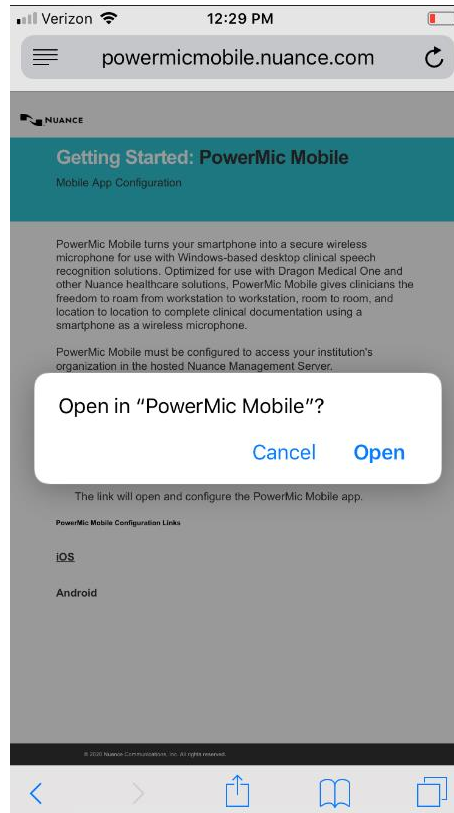
<https://bit.ly/3p8ABFO>



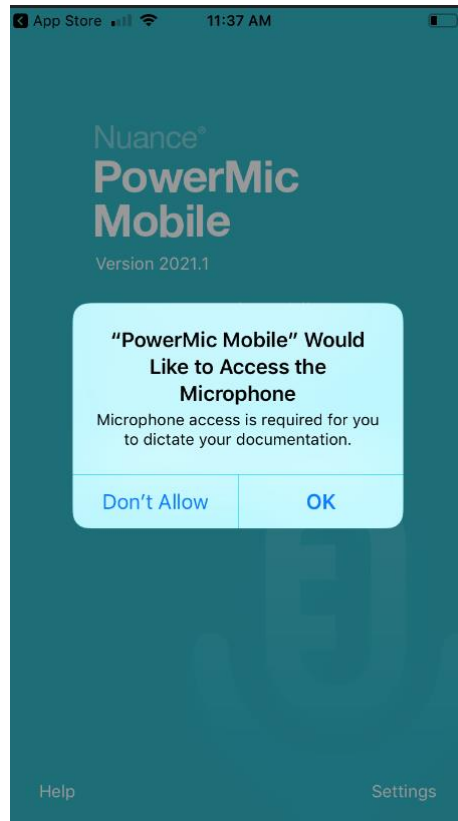
- Click on the iOS link towards the bottom of the page.



4. You will receive a message asking if you would like to Open in "PowerMic Mobile". Select Open.



5. The PowerMic Mobile app should now open and apply our configuration automatically. The following pages will ask you to allow Microphone access, agree to the EULA, and get started.



End User License Agreement

Nuance Communications, Inc.
PowerMic Mobile ("Software")

PLEASE READ THE FOLLOWING TERMS CAREFULLY:

THIS END USER LICENSE AGREEMENT ("AGREEMENT") IS BETWEEN YOU AND NUANCE COMMUNICATIONS, INC. AND/OR ONE OR MORE OF ITS AFFILIATES (COLLECTIVELY, "NUANCE").

Please note: If your organization holds a governmental, developer, partner, or site license to the Software, the below terms do not apply to you, and your use of the Software is subject instead to the terms and conditions of the end user license agreement by which your organization acquired the license for the Software.

The Software is a client application that works on a compatible electronic device (a "Device") and permits only Authorized Users (as defined below) to use the Software to stream audio through the device through a Nuance server / software platform (the "Platform") and into a targeted desktop Windows based computer. You are an "Authorized User" if you or an entity on your behalf, has a written agreement with Nuance to use this Software in conjunction with the Platform (the "Underlying Agreement"), and you are registered as an authorized user on such Platform.

YOU MUST BE AN AUTHORIZED USER AND MUST AGREE TO THE TERMS OF THIS AGREEMENT IN ORDER TO INSTALL AND USE THE SOFTWARE. BY CLICKING ON THE "ACCEPT" BUTTON, YOU CONFIRM THAT YOU ARE AN AUTHORIZED USER, AND AGREE TO BE BOUND TO THE TERMS OF THIS AGREEMENT. YOU MAY NOT USE THE SOFTWARE IN ANY WAY UNLESS YOU HAVE ACCEPTED THESE TERMS AND CONDITIONS.

In order to use the Software, you will need certain information that identifies you as an Authorized User and allows the Device to connect to the Platform. Please ensure that you have this information.

1. LICENSE GRANT.

If you are an Authorized User of the Platform, Nuance grants a non-exclusive, non-transferable (reference is made to section 11.4 below), non-sublicensable, revocable limited license, to install and use the Software in object code form only. If you are not an Authorized User of the Platform, you are not licensed to use this Software.

2. YOUR OBLIGATIONS.

2.1. RESTRICTIONS.

You may not: (a) copy, reproduce, distribute, or in any other manner duplicate the Software, in whole or in part; (b) sell, lease, license, sublicense, distribute, assign, transfer or otherwise grant any rights in the Software, in whole or in part; (c) modify, port, translate, or create derivative works of the Software; (d) decompile, disassemble, reverse engineer or otherwise attempt to derive, reconstruct, identify or discover any source code, underlying ideas, or algorithms, of the Software by any means; (e) remove any proprietary notices, labels or marks from the Software; or (f) use the Software for purposes of comparison with or benchmarking against products or services made available by third parties. The foregoing restriction will apply to the maximum extent allowed by applicable law.

2.2 You acknowledge and agree that the Software will use your wireless network to send and receive data, and that your mobile operator may bill you the airtime, data and/or usage fees. In no event is Nuance responsible for any of the fees billed by your mobile operator.

2.3 IT IS YOUR RESPONSIBILITY TO TAKE ALL PRECAUTIONS AND SAFEGUARDS NECESSARY TO PROTECT YOUR DATA RESIDING IN THE DEVICE FROM LOSS OR DAMAGE.

3. PROPRIETARY RIGHTS.

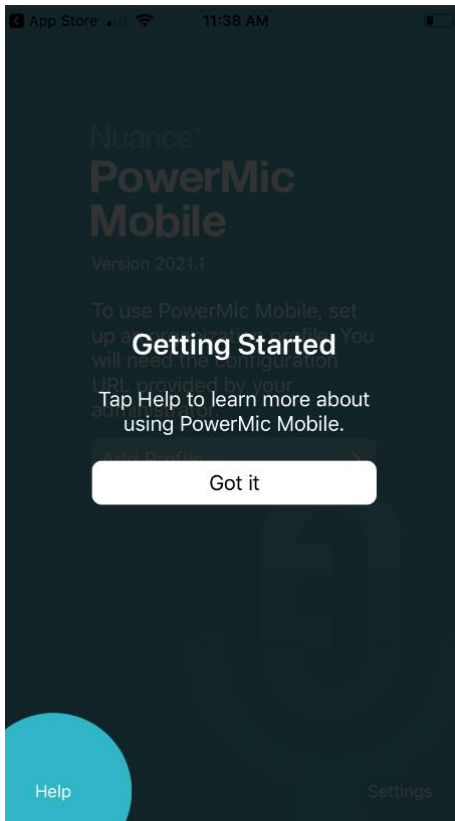
3.1. SOFTWARE.

Nuance and its licensors own all right, title, and interest in the Software, including, but not limited to, all patent, copyright, trade secret, trademark and other intellectual property rights associated therewith, and all title to such rights shall remain solely in Nuance and/or its licensors. Unauthorized copying of the Software, or failure to comply with the above restrictions, will result in automatic termination of this Agreement and all licenses granted hereunder, and will make available to Nuance all legal and equitable remedies for breach thereof.

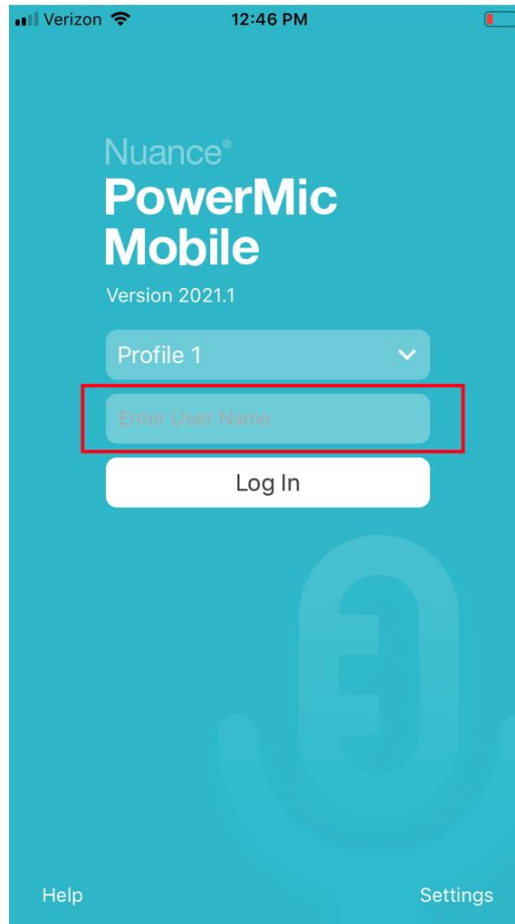
4. DISCLAIMER OF WARRANTIES.

UNLESS OTHERWISE EXPRESSLY PROVIDED IN THE UNDERLYING AGREEMENT, NUANCE PROVIDES THE

Accept



6. Enter your username your username in the username field seen below. Please note that this is the username that you use to access your Beaumont computer or BHApps.



7. Installation and configuration for PowerMic Mobile is now complete.