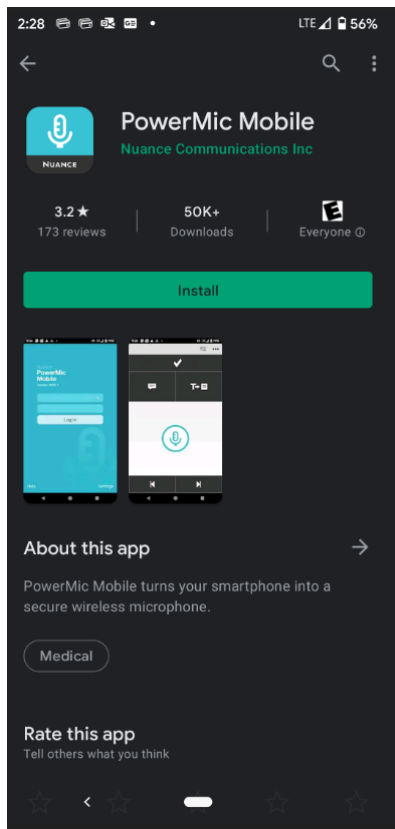


PowerMic Mobile

Installation Instructions for Android

1. Access the Google Play Store and search (or use the QR code) for PowerMic Mobile. Download and install the app. Once the installation is complete, close the Google Play Store and proceed to step 2.



- Using a web browser on your Android phone, open the following link to add the Beaumont Configuration to your PowerMic Mobile app. Alternatively, you can scan the QR code found below.

<https://bit.ly/3p8ABFO>

or



- Click on the Android link towards the bottom of the page.

2:35 LTE 56%

PowerMic Mobile turns your smartphone into a secure wireless microphone for use with Windows-based desktop clinical speech recognition solutions. Optimized for use with Dragon Medical One and other Nuance healthcare solutions, PowerMic Mobile gives clinicians the freedom to roam from workstation to workstation, room to room, and location to location to complete clinical documentation using a smartphone as a wireless microphone.

PowerMic Mobile must be configured to access your institution's organization in the hosted Nuance Management Server.

Complete these steps to configure the PowerMic Mobile app:

1. Provide the address to this page to providers at your site.
2. Have the providers access this page on their mobile devices.
3. Have the providers tap the link below that corresponds to their mobile operating system.

The link will open and configure the PowerMic Mobile app.

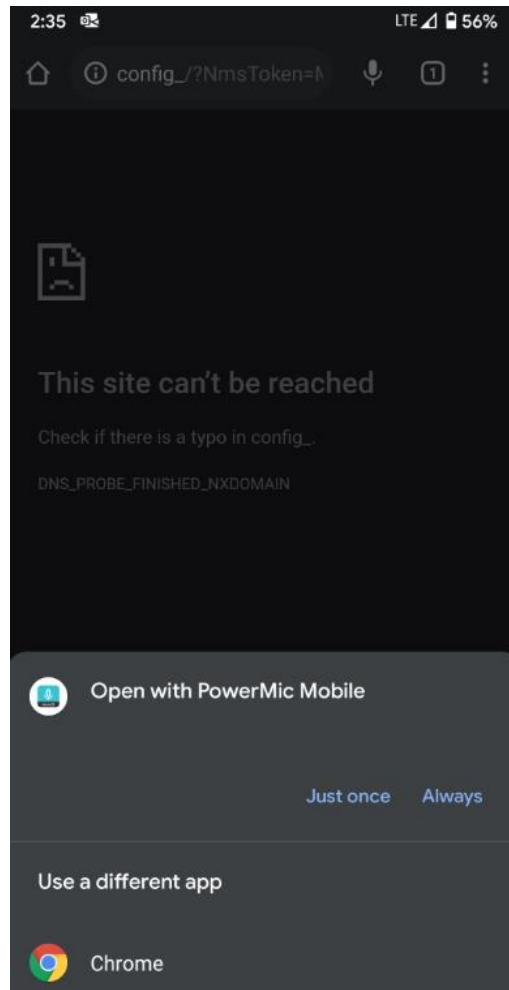
PowerMic Mobile Configuration Links

iOS

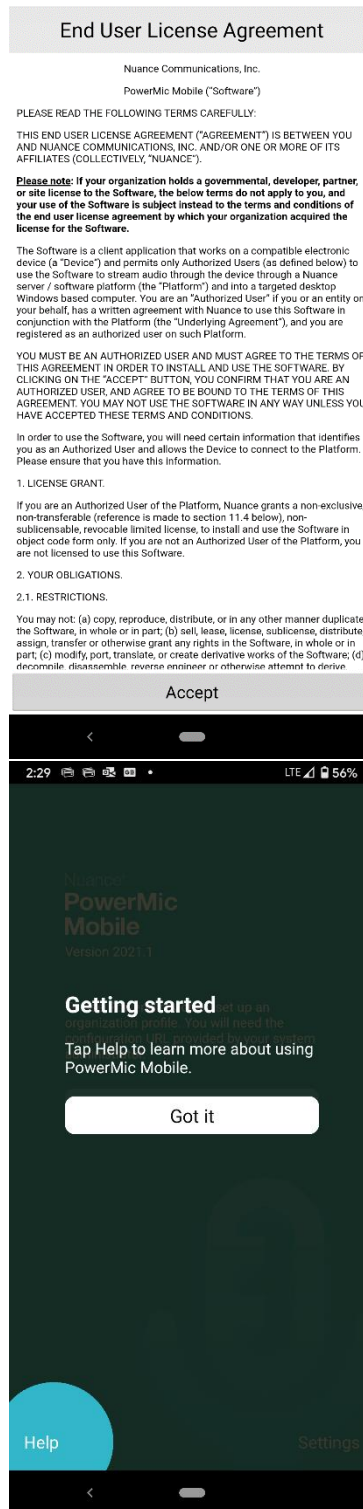
Android

© 2018 Nuance Communications, Inc. All rights reserved.

4. Click the button that states “just once” on the popup that states “Open with PowerMic Mobile”.



5. You will now be prompted to accept the EULA and get started. Agree to both.



6. The PowerMic Mobile app is now installed and configured. Enter your username in the username field. This should be the same username that you use to access BHApps or login to your Beaumont computer. The PowerMic mobile will now search for active Dragon Medical One sessions on your computer.

7. PowerMic Mobile installation is now complete.