


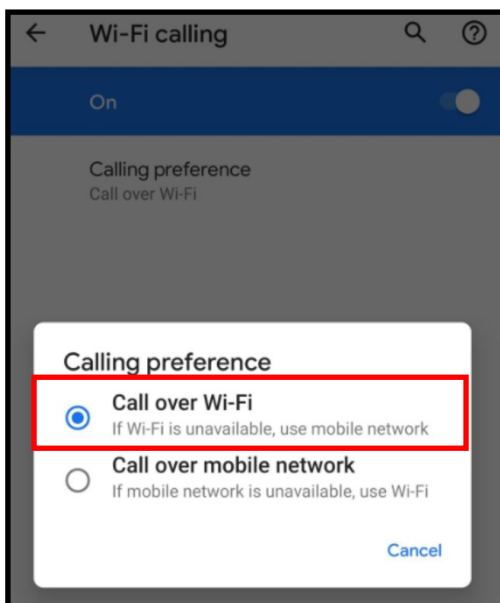
GET THE MOST OUT OF MOBILE HEARTBEAT

Optimal settings for personal Androids

****screens and instructions vary by model type****

Wi-Fi settings

- ◇ Connect to the BH-guest Wi-Fi.
- ◇ Accept the Beaumont internet use agreement popup screen one time only upon your initial connection.
- ◇ Go to the BG-guest Wi-Fi settings and open the Advanced options to turn on Auto-Connect and Auto-Login, but turn off Use Randomized MAC Address.



Phone settings

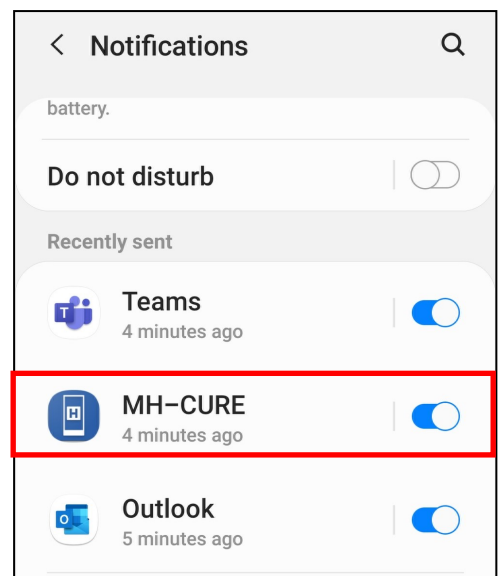
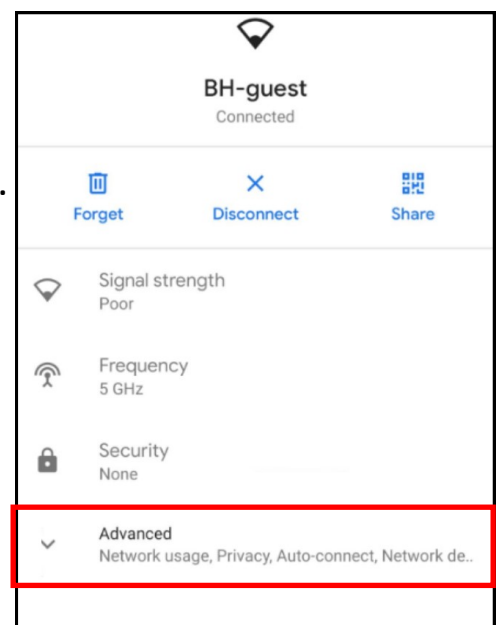
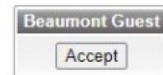
- ◇ Use the newest version of the MH-Cure White app, 20.2.6.
- ◇ Turn on Wi-Fi calling.
- ◇ Show My Caller ID must be enabled for call masking functionality.


MH-Cure White notification settings

- ◇ Turn on Mobile Heartbeat notifications.
- ◇ Set Banner notifications to persistent.
- ◇ If you have a smartwatch, decide if you want notifications to appear on your smartwatch and configure on your Android accordingly.

Beaumont

Beaumont Guest



 If any questions or issues, please contact the Service Desk at 888-481-2448 or your local Provider Support Representative.