

Target Audience: Providers

Effective Date: December 22, 2021

Location(s): AMB Independent

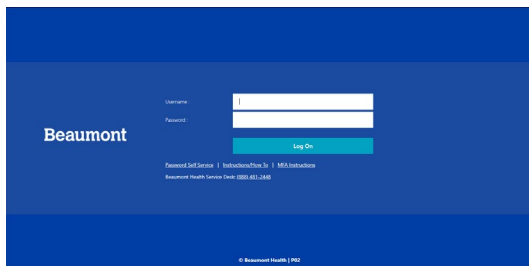
Module: EpicCare AMB

Overview: How to access Dragon Medical One (DMO) educational material from the bookshelf.

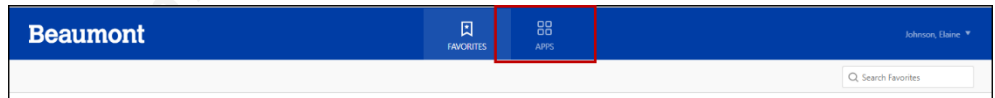
How it Works:

To access educational materials from the bookshelf, follow these steps:

1. Locate the **Beaumont Health Apps** icon on the desktop or go to bhapps.beaumont.org.
2. Double-click on the **Beaumont Health Apps** icon
 - Login window opens

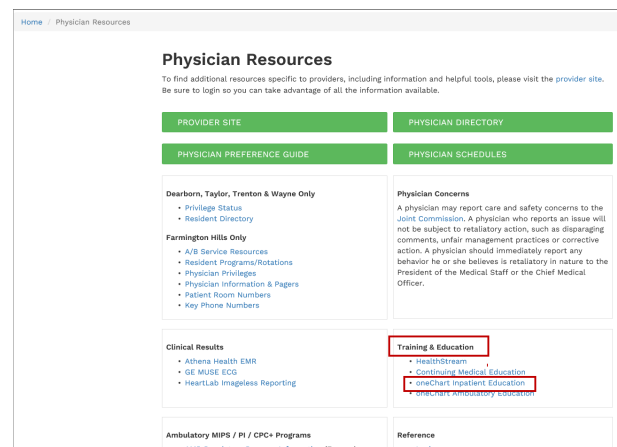
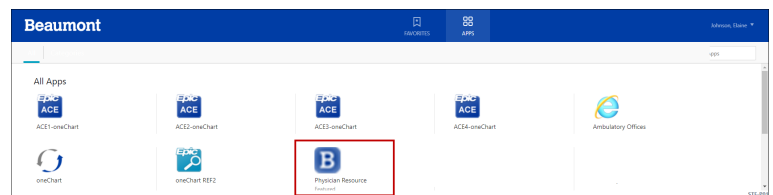


3. Enter **Username:** Your Beaumont Username (or Login)
4. Enter **Password:** Your Beaumont Password
5. Press **<ENTER>** or click **Log On**
6. Click on **Apps**
 - The Apps window displays

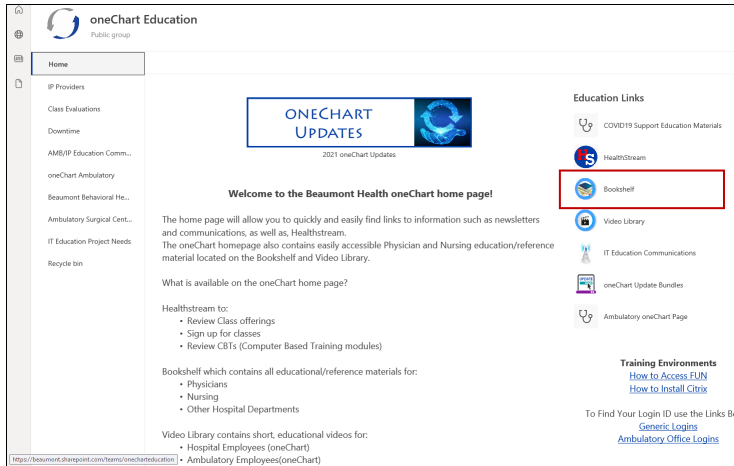


Providers

1. Click on the **Physician Resource** icon
 - The **Physician Resources** page will open in a separate window
2. Scroll down to the **Training & Education** section
3. Click on the **oneChart Inpatient Education** hyperlink
 - The **oneChart Education** page will open in separate window

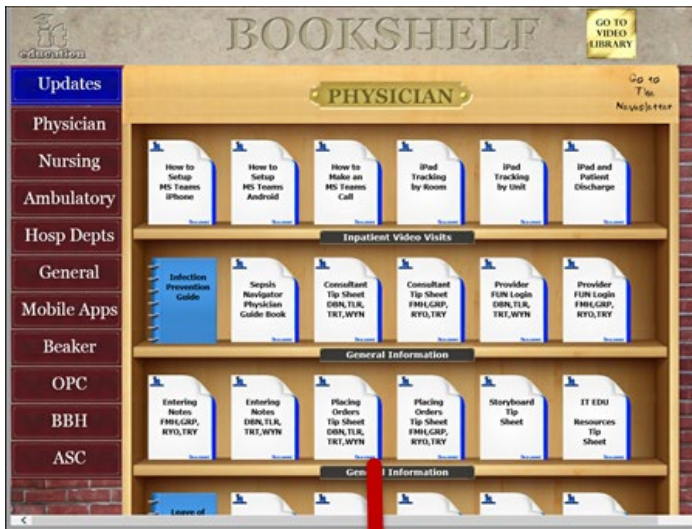


4. Click on the **Bookshelf** link; located on the right-side of the page




- The **Physician Bookshelf** will open in a separate window

5. Scroll down to review the available DMO documents.



To view the available **Dragon 360 to DMO conversion** video:

1. Click on the **Go to Video Library** button; located top right corner of bookshelf header.



- The Video Library will open to the Hospital shelf.

2. Click on the **Dragon 360 to DMO Conversion** icon to view the video.



3. To return to the Bookshelf, click on the **Go to Bookshelf** button; located top right corner of the Video Library header.

